
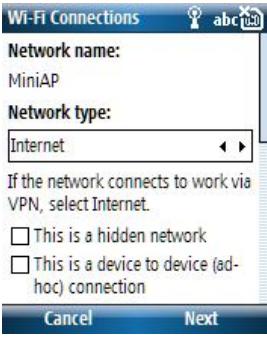

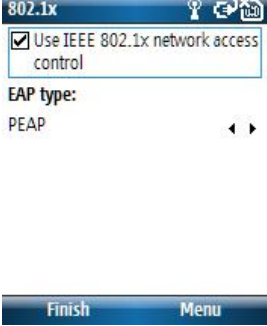
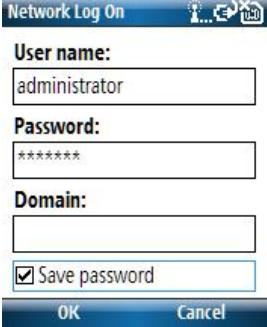


Connecting to a Wireless Network Using WPA and PEAP Authentication

	<p>Go to Wireless Manager / Wireless Settings.</p> <p>Select wireless network to connect, select connect or select “Edit” from menu option.</p>
	<p>Set Network type to “Internet”</p>
	<p>Set “Authentication” to WPA and “Data Encryption” to TKIP then select Next.</p>
	<p>Check “Use IEEE 802.1x network access control” and set “EAP type” to PEAP and select finish.</p>
	<p>Enter username and password to connect.</p>